

FOREIGN BUSINESS CONFIDENCE INDEX : FBCI



หอการค้าไทย
THE THAI CHAMBER OF COMMERCE
สภาหอการค้าแห่งประเทศไทย
BOARD OF TRADE OF THAILAND



UTCC
มหาวิทยาลัยหอการค้าไทย

NUMBER OF FOREIGN CHAMBER OF COMMERCE

**In Thailand, There are 40 foreign chambers of commerce with
total of 8,470 members**

SAMPLE

Survey Period : Jan – Feb 2021

Sample : 30 foreign chambers of commerce, with total of 119 observations
Samples : President, Vice President, Secretary General, Committee or Assigned Member

Foreign Chamber of Commerce (by continent)	%
Europe	53.04
Asia	33.91
Africa	7.83
Australia and the Pacific Islands	3.48
North America	1.74

OPINION ON THAI ECONOMY



Opinion on Current Thai Economy

Issues	Current Thai Economy situation (as compare to last year)			Thai Economic situation in the next 6 months		
	Worse	Same	Better	Worse	Same	Better
Overall Thai Economic situation	88.24	10.92	0.84	39.50	31.93	28.57
Purchasing Power in Thailand	86.55	10.08	3.36	46.22	31.93	21.85
Foreign Investment	83.19	11.29	2.52	36.13	43.70	20.17
Thai Economic Policies	57.98	35.29	6.72	32.77	53.78	13.45
Tourism Situation in Thailand	95.80	4.20	0.00	47.90	34.45	17.65
Perspective on Thai Industrial Sector	65.55	31.93	2.52	34.45	40.34	25.21
Perspective on Thai Trade Sector	66.39	27.73	5.88	35.29	38.66	26.05
Perspective on Thai Service Sector	71.43	25.21	3.36	39.50	35.29	25.21
Employment Situation in Thailand	74.79	21.01	4.20	38.66	43.70	17.65
Perspective on Thai International Trade (Import-Export)	64.71	24.37	10.92	32.77	42.02	25.21

Top Priority Economic and Social Issues in Thailand

Issues	%
Unemployment due to Covid-19 affects purchasing power	26.5
Limited Assessment to Funding results in liquidity problem	14.3
Political instability	13.4
Declining tourism sector due to Covid-19 and the country's closure prevents tourist from entering	12.9
The slowdown in the Thai Economy	9.6
Complicated rules for conducting business in Thailand	8.3
The Governments handling of the Covid-19 situation that caused the second outbreak	7.7
Others	7.3
Total	100

BUSINESS SURVEY



Overall Business Situation of Foreign Chamber of Commerce members

Issues	Current Thai Economy situation (as compare to last year)			Thai Economic situation in the next 6 months		
	Worse	Same	Better	Worse	Same	Better
Total revenue	78.99	16.81	4.20	31.09	35.29	33.61
Product/ Service price	50.42	47.06	2.52	21.85	60.50	17.65
Product/ Service domestic order	63.03	33.61	3.36	30.25	44.54	25.21
Product/ Service international order	68.07	26.05	5.88	27.73	47.06	25.21
Product/ Service overall order	70.59	25.21	4.20	31.93	40.34	27.73
Members' profit	85.71	10.92	3.36	37.82	30.25	31.93
Members' investment	65.55	32.77	1.68	33.61	42.86	23.53
Overall cost of business	52.94	40.34	6.72	36.13	48.74	15.13
Employment situation	54.62	42.86	2.52	29.41	57.14	13.45
Liquidity	71.43	24.37	4.20	35.29	46.22	18.49
Funding assessment	57.98	39.50	2.52	33.61	52.94	13.45
Debt	52.10	44.54	3.36	33.61	55.46	10.92

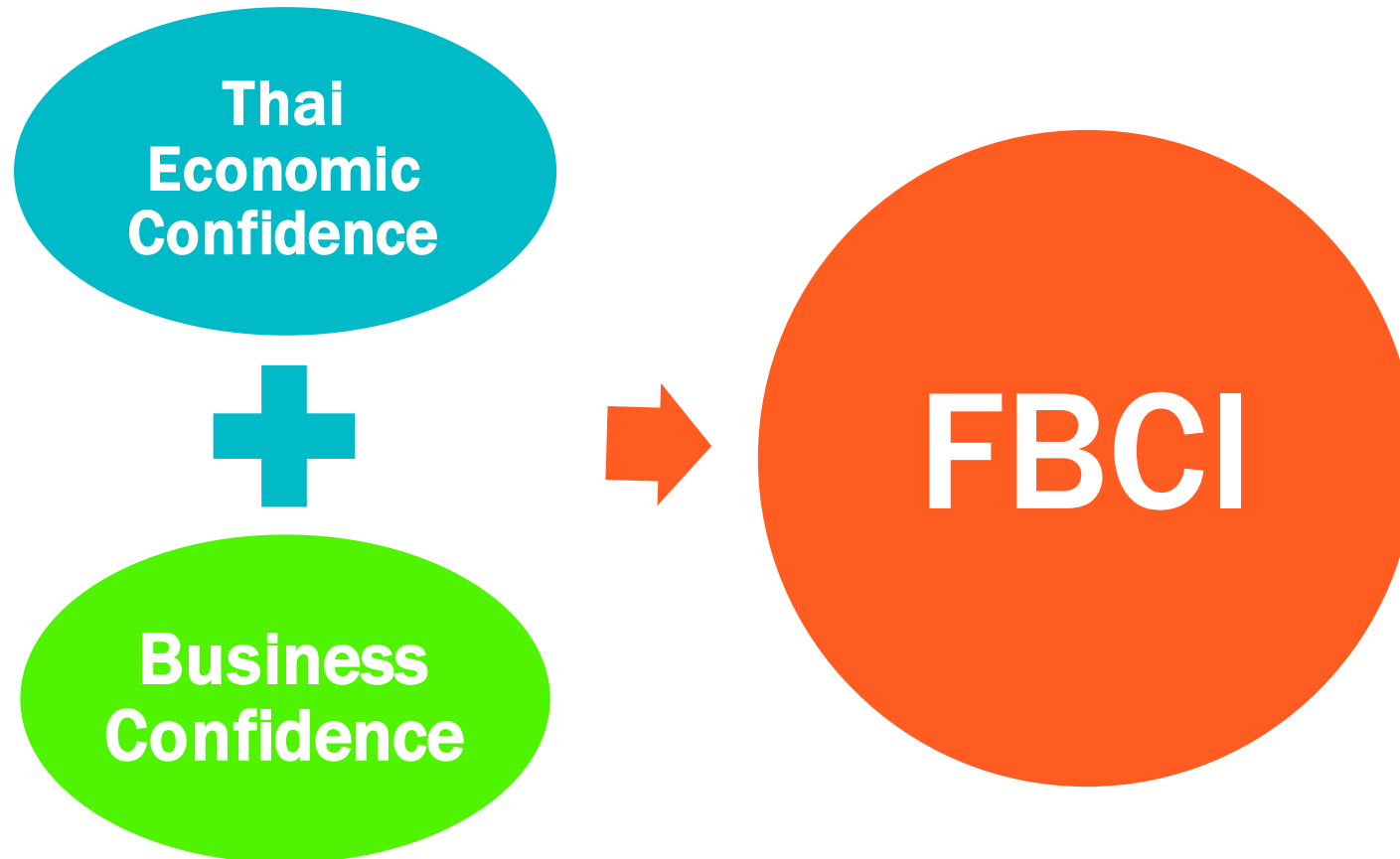
| Business Issues from the Surveys

Issues	%
Shrinking Demand and purchasing power slows down sales both in the country and aboard	33.4
Business income continued to contract	20.7
Increased costs have the government's strict Covid-19 measures	18.6
More difficult to access funding due to strict financial institutions	10.3
Uncertainty over the timing and situation of the Covid-19 epidemic	7.9
Uncertain political stability from the protests	7.2
Others	1.9
Total	100

BUSINESS CONFIDENCE INDEX : FBCI



FBCI'S COMPONENTS



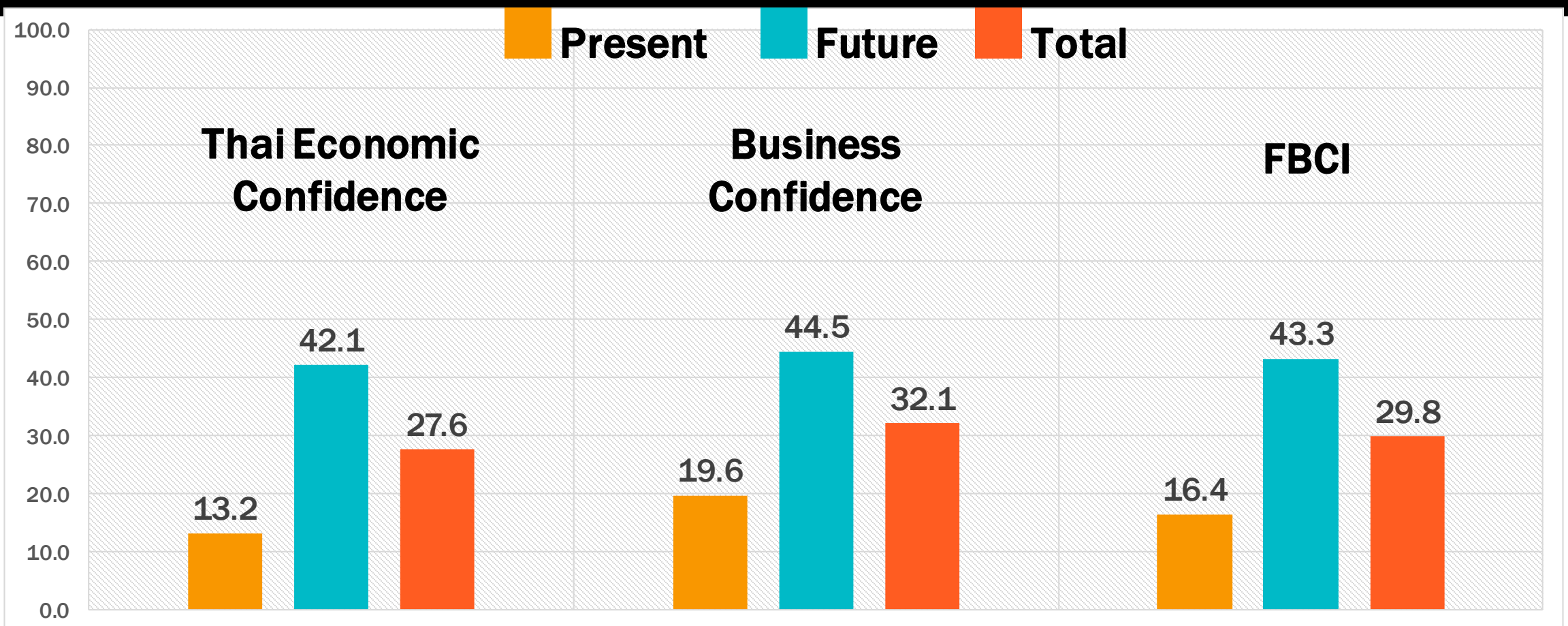
THAI ECONOMIC CONFIDENCE INDEX

Components	Present	Future	Total
Thai Economic Situation	6.3	44.5	25.4
Thai Purchasing Power	8.4	37.8	23.1
Foreign Investment	9.7	42.0	25.8
Domestic Tourism Situation	2.1	34.9	18.5
Perspective on Thai Industrial Sector	18.5	45.4	31.9
Perspective on Thai Trade Sector	19.7	45.4	32.6
Perspective on Thai Service Sector	16.0	42.9	29.4
Thai Employment Situation	14.7	39.5	27.1
Perspective on Thai International Trade (Import-Export)	23.1	46.2	34.7
Average	13.2	42.1	27.6

BUSINESS CONFIDENCE INDEX

Component	Present	Future	Total
Total Revenue	12.6	51.3	31.9
Product / Service Price	26.1	47.9	37.0
Product / Service Overall Order	16.8	47.9	32.4
Member's Profit	8.8	47.1	27.9
Overall Cost of Business	26.9	39.5	33.2
Employment Situation	24.0	42.0	33.0
Liquidity	16.4	41.6	29.0
Debt	25.6	38.7	32.1
Average	19.6	44.5	32.1

FBCI




Government's support needed to address current Thai economic and social issues

Issues	%
Financial assistance measures for the Thai business sector and SMEs as a whole	19.5
Supporting Measures for workers affected by Covid-19	18.7
Amend complex regulations on the entry of foreign investors	17.1
Opening the country to attract investors and tourist	16.5
Build confidence in the political stability and effective operation of the government	16.2
Developing a vaccine to inoculate the people of the country as soon as possible	8.8
Others	3.2
Total	100.0

| Government's support needed

Issues	%
Relaxation of Covid-19 measures for more flexible business operation	22.6
Accelerate the opening of the country in a safe manner	21.6
Measures to increase purchasing power	20.6
Low Interest funds (Soft Loan) for Thai business and abroad	16.5
Tax incentives for foreign businesses	
Resolve restricts and complex rules on foreign companies' business	11.4
Speeding up the import or development of vaccines for domestic use	5.1
Others	2.2
Total	100





Thank You