



“The next phase of EU-Thailand Free Trade Negotiations”

Mrs. Auramon Supthaweethum
Director General
Department of Trade Negotiations, Ministry of Commerce

Thailand's Free trade Agreement



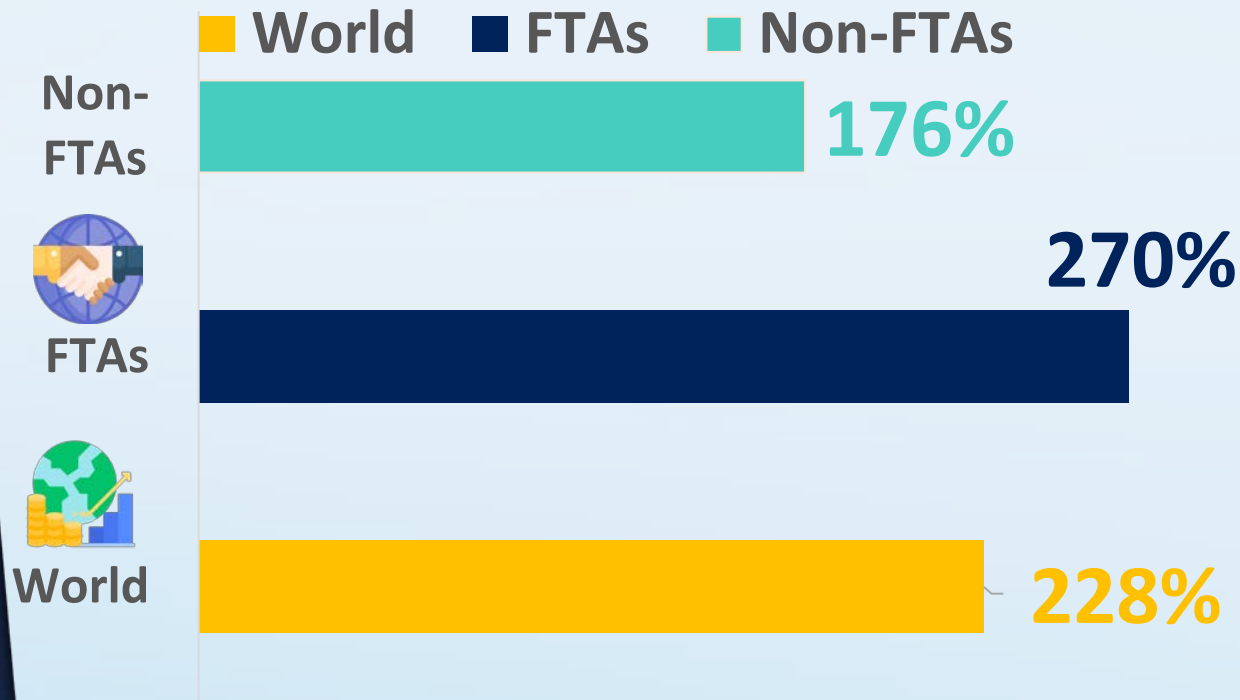
Free Trade Agreement

Signed and Effective (14 signed FTAs, 18 countries)		On going (12 FTAs)		Expected
TAFTA = THAILAND - AUSTRALIA	ACFTA = ASEAN - CHINA	Under Negotiation (7 FTAs)		THAILAND - UNITED KINGDOM THAILAND - EURASIAN ECONOMIC UNION (EAEU) THAILAND - GULF COOPERATION COUNCIL (GCC) THAILAND - PACIFIC ALLIANCE (PA) THAILAND - SOUTHERN AFRICAN CUSTOMS UNION /AFRICAN CONTINENTAL FREE TRADE AREA (SACU) THAILAND - MERCOSUR (SOUTHERN COMMON MARKET) THAILAND - SOUTH KOREA THAILAND - ISRAEL
TNZCEP = THAILAND - NEW ZEALAND	AIFTA = ASEAN - INDIA	Upgrade an Existing FTA (5 FTAs)		
JTEPA = THAILAND - JAPAN	AJCEP = ASEAN - JAPAN	ATIGA = ASEAN (ASEAN TRADE IN GOODS AGREEMENT)	ACFTA = ASEAN - CHINA	
TIFTA = THAILAND - INDIA	AKFTA = ASEAN - SOUTH KOREA	ACFTA = ASEAN - CHINA	AIFTA = ASEAN - INDIA	
TPFTA = THAILAND - PERU	AANZFETA = ASEAN - AUSTRALIA - NEW ZEALAND	TH - EFTA = THAILAND - EUROPEAN FREE TRADE ASSOCIATION	AKFTA = ASEAN - SOUTH KOREA	
TCFTA = THAILAND - CHILE	AHKFTA = ASEAN - HONG KONG	SLTFTA = THAILAND - SRI LANKA	AANZFETA = ASEAN - AUSTRALIA - NEW ZEALAND	
AFTA = ASEAN	RCEP = ASEAN + 5 (CHINA JAPAN KOREA AUSTRALIA NEW ZEALAND)	THTRFTA = THAILAND - TURKIYE		
		PATHFTA = THAILAND - PAKISTAN		
		TH - EU = THAILAND - THE EUROPEAN UNION (EU)		
		TH - UAE = THAILAND - UAE (COMPREHENSIVE ECONOMIC PARTNERSHIP AGREEMENT)		

Trade Growth with FTAs

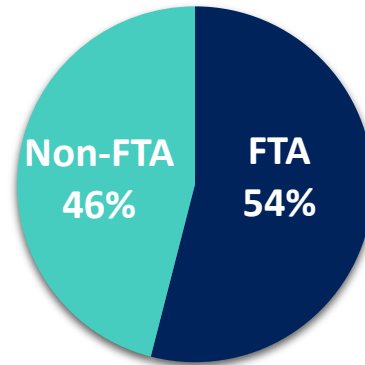
The exponential growth of trade value between Thailand and FTA countries over the past 20 years.

*Comparison between the average trade value in the period prior to the entry into force of most FTAs (2002-2004) and the current year (2020-2022)

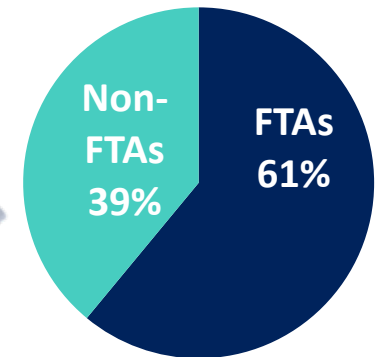


The proportion of Thailand's trade with FTA countries expands significantly.

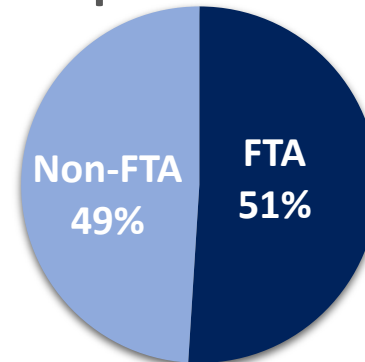
Total Trade in 2002



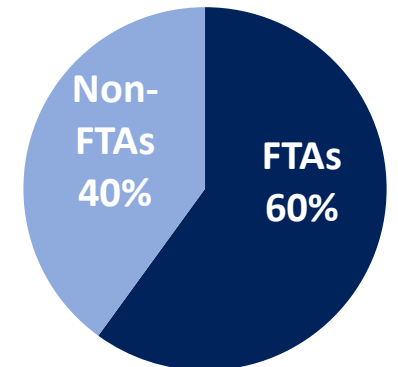
Total Trade in 2022



Export in 2002



Export in 2022



Overview of EU-Thai Trade Relations

EU	GDP (\$trillion)	Population (million)	Thailand's total trade with the EU (\$million)	Thailand's exports to the EU (\$million)	Thailand's imports from the EU (\$million)
total 27 countries	17 (16.4% of Global GDP)	447 (5.67% of world's population)	41,038.10 (6.95% of Thailand's total trade)	22,794.43 (7.94% of Thailand's exports to the world)	18,243.67 (6.02% of Thailand's imports from the world)

Thailand-EU FTA

A comprehensive, modern and high-quality agreement

Preliminary Study



Benefits from the elimination of import tariffs for both sides



+801 billion THB/Year Liberalisation of the service sector would lead to economic growth of 5%

270,000 less people in poverty and 1.1% higher income for farmers

Potential Products and Sectors

- Thai exports to the EU which are expected to increase : motor vehicles and parts, electronic devices, clothing and textiles, food products, chemicals
- Thai imports from the EU which are expected to increase : machinery and equipment, chemicals, dairy products
- Thai services/investment sectors which are expected to increase in the EU : tourism, wholesale and retail, food production
- Services/investment sectors which are expected to increase by Thailand's importing or the EU's investment : financial and insurance services, telecommunication, environmental services, professional services

The relaunch of EU-Thailand Trade Negotiations

25 January :

Both sides agreed to relaunch trade negotiations.

14 February :

The Cabinet gave a green light to kick-start the negotiations

15 March :

Announcement of the relaunch of EU-Thailand FTA

September :

1st Round of Negotiations in Brussels

